
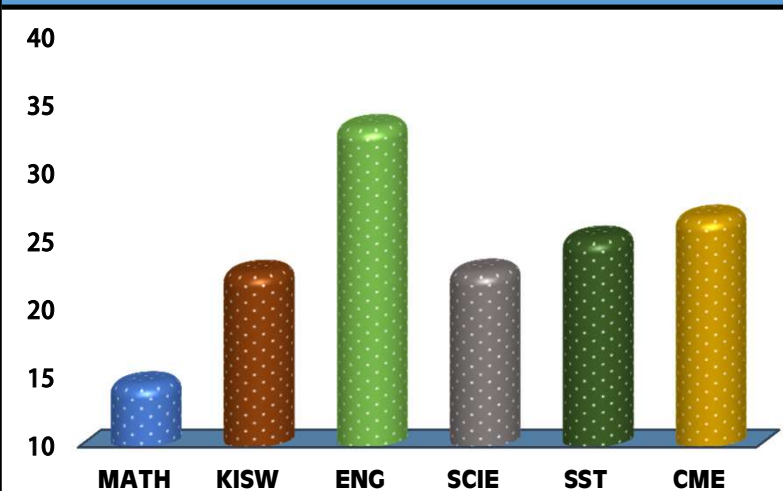
	<h1>VALENTINE ELITE</h1>	
REGION: DAR ES SALAAM	SCHOOL AVERAGE: 24.3	DISTRICT: KINONDONI
<h2>SUBJECT AND GRADE PERFORMANCE ANALYSIS</h2>		



SUBJECT RANKING			
ENGLISH	33.4	67%	1
CIVIC AND MORAL EDUCATION	26.8	54%	2
SOCIAL STUDIES	25.3	51%	3
SCIENCE	22.8	46%	4
KISWAHILI	22.8	46%	5
MATHEMATICS	14.6	29%	6

SUBJECT GRADE ANALYSIS					
SUBJECT/GRADE	A	B	C	D	F
MATHEMATICS	0	1	4	11	0
KISWAHILI	0	2	13	8	0
ENGLISH	6	11	5	2	0
SCIENCE	0	4	11	6	0
SOCIAL STUDIES	1	5	13	5	0
CIVIC AND MORAL	2	8	8	5	0

OVERALL GRADE ANALYSIS			
A	0	24	0%
B	5		6%
C	12		15%
D	6		7%
F	1		1%

CHART SUBJECT ANALYSIS



BOYS VS GIRLS PERFORMANCE				
	SAT		SAT	TOTAL
	15		9	24
27%		21%		

SEATED	24	100%
ABSENTEES	0	0%
PASSED	17	71%
FAILED	7	29%

NO	NAME	SEX	MATH		KISW		ENG		SCI		SST		CME		TOTAL	AVG	GRADE	POS
1	PATRICIAL SIGFRID. SHIRIMA	M	32	B	30	C	43	A	35	B	41	A	40	B	221	36.8	B	1
2	BRIAN JOHN. MTONO	M	25	C	33	B	43	A	34	B	33	B	36	B	204	34.0	B	2
3	BRIAN OSWARD. MSANGI	M	26	C	28	C	42	A	29	C	34	B	41	A	200	33.3	B	3
4	LORENTE SIMON. KAGALI	M	26	C	24	C	43	A	35	B	27	C	31	B	186	31.0	B	4
5	EVELYN EDIMUND. KARUMUNA	M	24	C	23	C	38	B	26	C	32	B	42	A	185	30.8	B	5
6	RUTHAN AARON. MURO	M	16	D	32	B	42	A	28	C	26	C	35	B	179	29.8	C	6
7	MARTHA THADEO. MEZA	M	12	D	30	C	34	B	30	C	32	B	28	C	166	27.7	C	7.5
8	BRIGHT ISSA MWAKYOMA	F	12	D	25	C	43	A	25	C	28	C	33	B	166	27.7	C	7.5
9	DERICK GEORGE. NGULUGULU	M	14	D	25	C	35	B	26	C	32	B	33	B	165	27.5	C	9
10	TAJ KASSIMU MWAWADO	F	18	D	16	D	39	B	31	B	24	C	36	B	164	27.3	C	10
11	BRIAN CHRISTOPHER MOSES	F	19	D	29	C	36	B	22	C	25	C	27	C	158	26.3	C	11
12	JUNIOR JAMES IBRAHIM	F	12	D	19	D	38	B	27	C	28	C	33	B	157	26.2	C	12
13	AMAN ZEFANIA MOSHA	M	15	D	28	C	35	B	27	C	19	D	20	D	144	24.0	C	13
14	KAREEN NURUEL KAWICHE	M	8	E	27	C	34	B	22	C	23	C	22	C	136	22.7	C	14
15	YUSSIR OTHUMAN. BAIRU	F	11	D	24	C	36	B	11	D	29	C	24	C	135	22.5	C	15
16	JACKSON FERDINARD IBALAZA	M	9	E	15	D	29	C	20	D	24	C	29	C	126	21.0	C	16
17	CHRISTIAN ALEXANDER BAHAME	M	14	D	17	D	32	B	10	E	22	C	28	C	123	20.5	C	17
18	MUSSA SULEIMAN MASALA	M	8	E	28	C	28	C	21	C	21	C	13	D	119	19.8	D	18
19	MAGDALENA LAZARO MWANGUNGURU	M	8	E	21	C	32	B	20	D	16	D	21	C	118	19.7	D	19
20	BRIGHTNES ALEXANDER. MLAY	M	6	E	19	D	25	C	18	D	26	C	22	C	116	19.3	D	20
21	ILHAM ISSA ABDALLAH	F	11	D	20	D	25	C	19	D	15	D	15	D	105	17.5	D	21
22	SALIM SAID ALUM	F	9	E	11	D	21	C	14	D	22	C	10	E	87	14.5	D	22
23	HUSNA HASSAN JUMANNE	F	5	E	17	D	15	D	8	E	15	D	13	D	73	12.2	D	23
24	ELIA ELINAMI MASAOE	F	10	E	5	E	14	D	10	E	12	D	11	D	62	10.3	F	24